
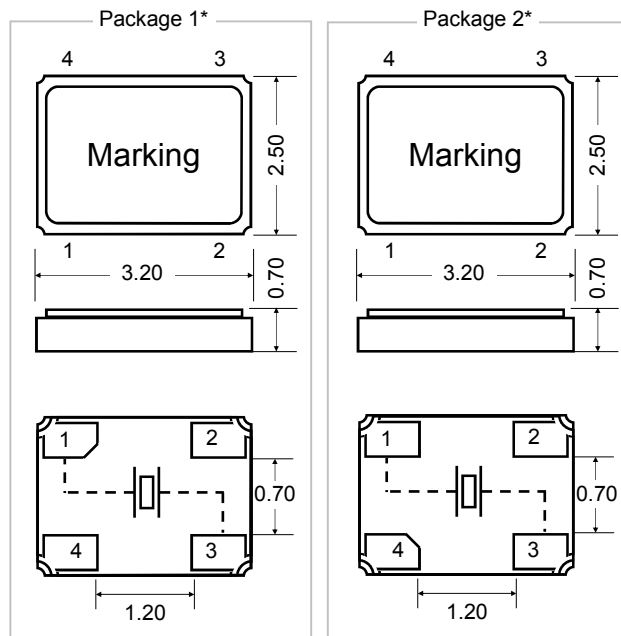


**MINIATURE CERAMIC SMD CRYSTAL (3.2 x 2.5 x 0.7mm)**
**FEATURES:**

- WIDE FREQUENCY RANGE
- LOW COST SMD PACKAGE
- LOW PROFILE / SUITABLE FOR REFLOW
- AUTOMOTIVE GRADE AEC-Q200 QUALIFIED VERSION AVAILABLE


**■ SPECIFICATION**

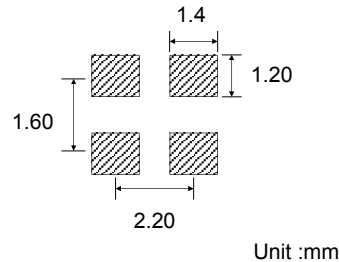
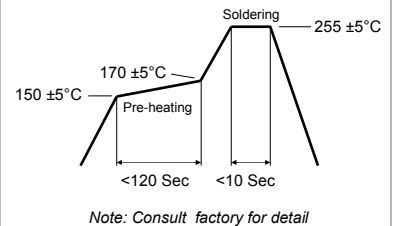
<b>FREQUENCY RANGE</b>	8.000MHz ~ 156.25MHz
<b>FREQUENCY TOLERANCE @ 25°C</b>	±10ppm ~ ±50ppm (See P/N guide for other options)
<b>FREQUENCY STABILITY</b>	±10ppm ~ ±50ppm (See P/N guide for other options)
<b>OPERATING TEMPERATURE RANGE</b>	STD: 0°C ~ 70°C (See P/N guide for other options)
<b>STORAGE TEMPERATURE RANGE</b>	-55°C ~ 125°C
<b>LOAD CAPACITANCE</b>	STD: 18pF (See P/N guide for other options)
<b>SHUNT CAPACITANCE</b>	3.5pF max.
<b>INSULATION RESISTANCE</b>	500MΩ min. @ 100V <sub>DC</sub> ± 15V <sub>DC</sub>
<b>DRIVE LEVEL</b>	300μW max.
<b>AGING @ 25°C ± 3°C</b>	±2.0ppm / 1 <sup>st</sup> year max.
<b>EQUIVALENT SERIES RESISTANCE</b>	<b>Fundamental:</b> 8.000MHz ~ 9.000MHz: 800Ω max. 10.001MHz ~ 11.000MHz: 120Ω max. <b>Fundamental:</b> 11.001MHz ~ 12.000MHz: 120Ω max. 12.001MHz ~ 13.000MHz: 100Ω max. <b>Fundamental:</b> 13.001MHz ~ 16.000MHz: 80Ω max. 16.001MHz ~ 21.000MHz: 70Ω max. <b>Fundamental:</b> 21.001MHz ~ 30.000MHz: 60Ω max. 30.001MHz ~ 60.000MHz: 50Ω max. <b>3<sup>rd</sup> Overtone:</b> 60.001MHz ~ 156.250MHz: 100Ω max.
<b>OPERATION MODE</b>	AT cut, Fundamental or 3rd Overtone

**■ PACKAGE DIMENSIONS**


\* Package 1 and 2 are provided interchangeably based on material availability.  
 \*\* Different chamfer location between package 1 and 2.

Pin Configuration	
1	Xtal
2	GND
3	Xtal
4	GND

Unit : mm

**■ SOLDER PATTERN**

**■ REFLOW PROFILE**

**■ PART NUMBERING GUIDE**

<b>CS32</b>	<b>- F</b>	<b>00</b>	<b>00</b>	<b>HM</b>	<b>18</b>	<b>Q</b>	<b>-</b>	<b>40.000M</b>	<b>TR</b>
<b>Mode</b> F: Fundamental T: 3 <sup>rd</sup> overtone		<b>Stability</b> 00: ± 100ppm 50: ± 50ppm (standard) 30: ± 30ppm 25: ± 25ppm 15: ± 15ppm 10: ± 10ppm XX: Two digit for Stability		<b>Load Capacitance</b> 08: 8pF 10: 10pF 12: 12pF 16: 16pF 18: 18pF 20: 20pF 22: 22pF 24: 24pF 28: 28pF 32: 32pF S: Series		<b>Options</b> TR: Tape reel			
<b>Tolerance @ 25°C</b> 00: ± 100ppm 50: ± 50ppm (standard) 30: ± 30ppm 25: ± 25ppm 10: ± 10ppm XX: Two digit Tolerance		<b>Operating Temperature</b> A: -55 B: -50 C: -40 D: -35 E: -30 F: -20 G: -10 H: 0 J: 50 K: 60 M: 70 N: 75 P: 80 Q: 85 R: 90 S: 100 T: 105 U: 125 X: custom		<b>Frequency</b> M: MHz		<b>Frequency</b> Q: AEC-Q200 Qualified			

Transko Electronics, Inc reserves the right to make changes to the product (s), service (s), and specification (s) described herein without notice. See "Terms of Sale" for details on our website.